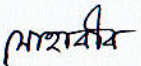



**Unaudited Financial Statements  
of  
BCB ICL Growth Fund  
For the quarter ended on 30 September 2024**


**BCB ICL Growth Fund**  
**Statement of Financial Position**  
**As at 30 September 2024**

Particulars	Notes	Amount in BDT	
		30 Sep 2024	30 Jun 2024
<b>Assets</b>			
Investments in securities at market price	03	138,049,165	151,492,335
Investment in Bill & Bond	04	43,748,615	46,415,765
Accrued Interest on T-bond	4.01	319,361	54,024
Preliminary and issue expenses	05	318,272	479,157
Receivables	06	7,190,326	1,150,230
Cash and cash equivalents	07	9,747,346	1,048,847
Advance, deposits and prepayments	08	334,345	415,939
<b>Total assets</b>		<b>199,707,431</b>	<b>201,056,298</b>
<b>Less: Liabilities</b>			
Accrued expenses and others	09	13,788,993	2,466,574
<b>Net assets</b>		<b>185,918,438</b>	<b>198,589,723</b>
<b>Owner's equity</b>			
Unit capital	10	160,901,690	198,322,010
Unit transaction reserve	11	(19,094,363)	(7,004,351)
Retained earnings	12	44,111,112	7,272,065
		<b>185,918,438</b>	<b>198,589,723</b>
<b>Net Asset Value (NAV) per unit:</b>			
<b>At cost price</b>	13	<b>11.72</b>	<b>11.11</b>
<b>At market price</b>	14	<b>11.55</b>	<b>10.01</b>

These financial statements should be read in conjunction with annexed notes

  
**Chairman, Trustee**  
Investment Corporation  
of Bangladesh

  
**Member, Trustee**  
Investment Corporation  
of Bangladesh

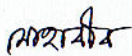
  
**Asset Manager**  
Impress Capital Limited

Dhaka  
Dated: October 28, 2024

**BCB ICL Growth Fund**  
**Statement of Profit or Loss and Other Comprehensive Income**  
**For the quarter ended on September 30, 2024**


Particulars	Notes	Amount in BDT	
		01 Jul 2024 to 30 Sep 2024	01 Jul 2023 to 30 Sep 2023
<b>Income</b>			
Net gain/(loss) on sale of marketable securities	15	14,908,420	391,340
Dividend income	16	3,026,950	465,000
Interest income	17	1,580,858	833,262
		<b>19,516,228</b>	<b>1,689,602</b>
<b>Less: Expenses</b>			
Amortization of preliminary expenses		160,885	160,885
Bank charges and others	18	59,434	52,029
BSEC annual fees		49,730	-
BO account maintenance charge		450	-
CDBL annual fees		11,500	-
CDBL charges		68,431	885
Custodian fees		39,036	38,335
Management fees		1,118,966	1,227,982
Printing and publication expenses		63,106	95,833
Trustee fees		79,306	87,373
		<b>1,650,844</b>	<b>1,663,320</b>
<b>Net realized profit/(loss)</b>		<b>17,865,384</b>	<b>26,282</b>
(Provision)/Write back of provision for the period	19	18,973,663	91,443
<b>Net profit/loss for the period</b>		<b>36,839,047</b>	<b>117,725</b>
Number of outstanding units		16,090,169	21,274,838
<b>Earnings per unit for the period</b>	20	<b>2.29</b>	<b>0.01</b>
<b>Other comprehensive income</b>			
Unrealized gain increase or decrease during the period		-	-
<b>Total comprehensive income during the period</b>		<b>36,839,047</b>	<b>117,725</b>

These financial statements should be read in conjunction with annexed notes




**Chairman, Trustee**  
Investment Corporation  
of Bangladesh

Dhaka  
Dated: October 28, 2024



**Member, Trustee**  
Investment Corporation  
of Bangladesh



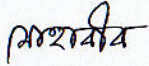
**Asset Manager**  
Impress Capital Limited

**BCB ICL Growth Fund**  
**Statement of Changes in Equity**  
**For the quarter ended on September 30, 2024**


Amount in BDT

Particulars	Unit capital	Unit transaction reserve	Unrealized gain	Retained earnings	Total equity
Balance as at 01 July 2024	198,322,010	(7,004,351)	-	7,272,065	198,589,724
Unit subscribed during the period	16,817,600	-	-	-	16,817,600
Unit surrendered during the period	(54,237,920)	-	-	-	(54,237,920)
Unit transaction reserve	-	(12,090,012)	-	-	(12,090,012)
Net profit/(loss) for the period	-	-	-	36,839,047	36,839,047
Cash dividend paid for the year 2023-24	-	-	-	-	-
Unrealized gain during the period	-	-	-	-	-
<b>Balance as at 30 September 2024</b>	<b>160,901,690</b>	<b>(19,094,363)</b>	<b>-</b>	<b>44,111,112</b>	<b>185,918,438</b>

Balance as at 01 July 2023	213,769,890	(4,794,916)	-	21,520,756	230,495,730
Unit subscribed during the period	640,680	-	-	-	640,680
Unit surrendered during the period	(1,662,190)	-	-	-	(1,662,190)
Unit transaction reserve	-	(90,019)	-	-	(90,019)
Net profit/loss for the period	-	-	-	117,724	117,724
Cash dividend paid for the year 2022-23	-	-	-	-	-
Unrealized gain during the period	-	-	-	-	-
<b>Balance as at 30 September 2023</b>	<b>212,748,380</b>	<b>(4,884,935)</b>	<b>-</b>	<b>21,638,480</b>	<b>229,501,926</b>



**Chairman, Trustee**  
Investment Corporation of  
Bangladesh



**Member, Trustee**  
Investment Corporation of  
Bangladesh




**Asset Manager**  
Impress Capital Limited


**Dhaka**

Dated: October 28, 2024

**BCB ICL Growth Fund**  
**Statement of Cash Flows**  
**For the quarter ended on September 30, 2024**

Particulars	Amount in BDT	
	01 Jul 2024 to 30 Sep 2024	01 Jul 2023 to 30 Sep 2023
<b>A. Cash flows from operating activities</b>		
Net gain/(loss) on sale of marketable securities	14,908,420	391,340
Dividend income received	3,119,350	756,811
Interest income received	1,925,335	669,937
Payment made for expenses	(529,731)	(1,314,673)
<b>Net cash flows from operating activities</b>	<b>19,423,374</b>	<b>503,414</b>
<b>B. Cash flows from investing activities</b>		
Investment in marketable securities	32,133,644	114,310
Investment in Bill & Bond	2,401,813	-
Investment in IPO/Refund from IPO	4,250,000	-
<b>Net cash used in investing activities</b>	<b>38,785,457</b>	<b>114,310</b>
<b>C. Cash flows from financing activities</b>		
Issuance of new units	16,817,600	640,680
Surrender of units	(54,237,920)	(1,662,190)
Unit transaction reserve	(12,090,012)	(90,019)
Cash dividend paid	-	-
<b>Net cash generated from financing activities</b>	<b>(49,510,332)</b>	<b>(1,111,529)</b>
<b>Net cash flows for the period</b>	<b>8,698,499</b>	<b>(493,803)</b>
Cash and cash equivalents at the beginning of the period	1,048,847	47,649,901
<b>Cash and cash equivalents at the end of the period</b>	<b>9,747,346</b>	<b>47,156,098</b>
Net operating cash flows	19,423,374	503,414
Number of outstanding units	16,090,169	21,274,838
<b>Net operating cash flow per unit for the period</b>	<b>1.21</b>	<b>0.02</b>

  
**Chairman, Trustee**  
Investment Corporation of  
Bangladesh

  
**Member, Trustee**  
Investment Corporation of  
Bangladesh

  
**Asset Manager**  
Impress Capital Limited

**Dhaka**

Dated: October 28, 2024

**BCB ICL Growth Fund**  
**Notes to the Financial Statements**  
**As at and for the quarter ended 30 September 2024**

**01 The Fund and the legal status**

BCB ICL Growth Fund (the Fund), an open end mutual fund sponsored by Bangladesh Commerce Bank Limited was established on November 9, 2017 under the Trust Act, 1882 and registered under the Registration Act, 1908 and subsequently on December 4, 2017 obtained registration from the Bangladesh Securities and Exchange Commission as a mutual fund under the Bangladesh Securities and Exchange Commission (Mutual Fund) Rules, 2001. The key partners of the fund are as follows:

Sponsor : Bangladesh Commerce Bank limited  
Trustee : Investment Corporation of Bangladesh  
Asset manager : Impress Capital Limited  
Custodian : BRAC Bank Limited

**02 Basis of Accounting**

These financial statements have been prepared under historical cost convention in accordance with generally accepted accounting principles as laid down in the International Accounting Standards (IASs)/International Financial Reporting Standards (IFRSs), applicable to the Fund. The disclosures of information are made in accordance with the requirements of Deed, Securities and Exchange Rules 2020, securities and exchange commission (Mutual Fund) Rules, 2001 and other applicable rules and regulations.

**03 Investments in securities at market price**

Investment in marketable securities (Annexure-A)  
Investment in IPO (Techno Drugs Ltd.)

Amount in BDT	
30 Sep 2024	30 Jun 2024
138,049,165	147,242,335
-	4,250,000
<b>138,049,165</b>	<b>151,492,335</b>

**04 Investment in Bill & Bond**

05 Year Treasury Bond\_BD0928181058  
05 Year Treasury Bond (BD0928221052)  
10 Year Treasury Bond (BD0934311103)  
10 Year Treasury Bond (BD0934481102)  
10 Year Treasury Bond (BD0934481102)  
10 Year Treasury Bond (BD0934401104)  
10 Year Treasury Bond (BD0934401104)  
10 Year Treasury Bond (BD0934401104)  
10 Year Treasury Bond (BD0934401104)  
15 Year Treasury Bond (BD0939371151)  
15 Year Treasury Bond (BD0937901157)  
15 Year Treasury Bond (BD0937821157)  
15 Year Treasury Bond (BD0935441156)  
15 Year Treasury Bond (BD0939371151)  
15 Year Treasury Bond (BD0939371151)  
20 Year Treasury Bond (BD0942241201)  
20 Year Treasury Bond (BD0944051202)  
20 Year Treasury Bond (BD0944051202)  
20 Year Treasury Bond (BD0943281206)  
07 Year BRAC Bank Subordinate Bond

-	6,769,766
-	9,404,485
7,500,000	7,500,000
979,947	979,123
488,991	-
2,700,000	2,700,000
2,000,000	-
2,500,000	-
385,588	385,326
2,406,089	-
1,114,466	1,096,415
3,239,628	3,191,123
11,000,000	11,000,000
1,935,735	-
1,152,343	1,141,124
1,000,000	-
3,200,000	-
145,828	145,051
2,000,000	2,000,000
<b>43,748,615</b>	<b>46,312,413</b>

Add: Amortization of discount value of the T-Bond

**Total Value**

-	103,351
<b>43,748,615</b>	<b>46,415,765</b>

**BCB ICL Growth Fund**  
**Notes to the Financial Statements**

		Amount in BDT	
		30 Sep 2024	30 Jun 2024
<b>4.01</b>	<b>Accrued Interest on T-bond</b>		
	10 Year Govt. Treasury Bond (BD0934401102)	15,270	11,651
	15 Year Govt. Treasury Bond (BD0939371151)	54,024	12,117
	20 Year Govt. Treasury Bond (BD0942241201)	42,689	22,804
	20 Year Govt. Treasury Bond (BD0943281206)	-	7,453
	20 Year Govt. Treasury Bond (BD0944051202)	10,740	-
	10 Year Govt. Treasury Bond (BD0934481104)	77,459	-
	15 Year Govt. Treasury Bond (BD0937901157)	65,784	-
	20 Year Govt. Treasury Bond (BD0944051202)	53,395	-
		<b>319,361</b>	<b>54,024</b>
<b>05</b>	<b>Preliminary and issue expenses</b>		
	Opening balance as on 01 July 2024	479,157	1,119,199
	Amortization during the period	(160,885)	(640,042)
	Closing balance as on 30 September 2024	<b>318,272</b>	<b>479,157</b>
<b>06</b>	<b>Receivables</b>		
	Interest receivables from SND A/C 6.01	134,458	-
	Interest receivable from Treasury Bond 6.02	525,895	1,004,830
	Dividend receivables 6.03	53,000	145,400
	Receivable from broker (UCB Stock Brokerage Ltd.)	6,476,973	-
		<b>7,190,326</b>	<b>1,150,230</b>
<p>Regarding dividend receivable, we have taken into consideration the record date declared by the Company, as the investor is entitled to the dividend income based on his/her investment on the record date.</p>			
<b>6.01</b>	<b>Interest receivables from SND A/C</b>		
	BRAC Bank Limited (1551203879009001)	246	-
	BRAC Bank Limited (2060608960001)	46,770	-
	Southeast Bank Limited (0013500000003)	87,443	-
	Standard Chartered Bank (02130883901)	-	-
		<b>134,458</b>	<b>-</b>
<b>6.02</b>	<b>Interest receivable from Treasury Bond</b>		
	05 Year Treasury Bond (BD0928181058)	-	96,686
	05 Year Treasury Bond (BD0928221052)	-	48,074
	10 Year Treasury Bond (BD0934311103)	97,803	321,884
	10 Year Treasury Bond (BD0934481102)	40,172	12,615
	10 Year Treasury Bond (BD0934481102)	12,449	-
	10 Year Treasury Bond (BD0934401104)	97,335	10,395
	10 Year Treasury Bond (BD0934401104)	28,195	-
	10 Year Treasury Bond (BD0934401104)	11,219	-
	15 Year Treasury Bond (BD0939371151)	20,139	351,518
	15 Year Treasury Bond (BD0937901157)	51,020	-
	15 Year Treasury Bond (BD0937821157)	4,485	20,931
	15 Year Treasury Bond (BD0935441156)	93,180	5,705
	15 Year Treasury Bond (BD0939371151)	2,764	664
	15 Year Treasury Bond (BD0939371151)	-	-
	20 Year Treasury Bond (BD0942241201)	34,317	67,859
	20 Year Treasury Bond (BD0944051202)	6,707	-
	20 Year Treasury Bond (BD0944051202)	11,877	-
	20 Year Treasury Bond (BD0943281206)	2,045	243
	07 Year BRAC Bank Subordinate Bond	12,189	68,258
		<b>525,895</b>	<b>1,004,830</b>



**BCB ICL Growth Fund**  
**Notes to the Financial Statements**

		Amount in BDT	
		30 Sep 2024	30 Jun 2024
<b>6.03</b>	<b>Dividend receivables</b>		
	BERGERPBL	40,000	-
	DELTALIFEINS	3,000	-
	LANKABANGLAFIN	10,000	-
	MARICO	-	100,000
	PIONEERINS	-	4,000
	TRUSTBANK	-	41,400
		<b>53,000</b>	<b>145,400</b>
<b>07.</b>	<b>Cash and cash equivalents</b>		
	Cash at Bank	9,747,346	1,048,847
		<b>9,747,346</b>	<b>1,048,847</b>
<b>7.01</b>	<b>Cash at banks</b>		
	<b>STD accounts with:</b>		
	BRAC Bank Limited (1551203879009001)	32,523	32,868
	BRAC Bank Limited (2060608960001)	2,993,319	832,928
	Southeast Bank Limited (0013500000003)	6,553,098	156,925
	Standard Chartered Bank (02130883901)	168,406	26,126
		<b>9,747,346</b>	<b>1,048,847</b>
<b>08</b>	<b>Advance, deposits and prepayments</b>		
	BSEC annual fees	149,191	198,921
	Trustee fees	149,304	171,018
	CDBL annual fees	34,500	46,000
	BO account maintenance fees	1,350	-
		<b>334,345</b>	<b>415,939</b>
<b>09</b>	<b>Accrued expenses and others</b>		
	Audit fees	-	46,000
	CDBL charge	2,619	2,570
	Custodian fees	39,138	75,495
	Management fees	3,188,652	2,171,517
	Payable to investor	884	947
	Printing & publications	27,887	16,531
	Tax payable on interest	6,723	-
	Trustee fees	79,305	153,514
	Payable to broker ( UCB Stock Brokerage Ltd.)	10,443,785	-
	Payable for unclaimed dividend account	-	-
		<b>13,788,993</b>	<b>2,466,574</b>





**BCB ICL Growth Fund**  
**Notes to the Financial Statements**

	Amount in BDT	
	30 Sep 2024	30 Jun 2024
<b>10 Unit capital</b>		
Beginning of the period	198,322,010	213,769,890
Units subscribed during the period	16,817,600	17,086,550
Units re-purchased during the period	(54,237,920)	(32,534,430)
Unit capital at the end of the period	<u>160,901,690</u>	<u>198,322,010</u>
<b>11 Unit transaction reserve</b>		
Opening balance	(7,004,351)	(4,794,916)
New subscription	627,917	599,460
Less: Premium reserve paid for re-purchase	(12,717,929)	(2,808,896)
	<u>(19,094,363)</u>	<u>(7,004,351)</u>
<b>12 Retained earnings</b>		
Opening balance as on July 01, 2024	7,272,065	21,520,756
Total profit/(loss) during the period	36,839,047	(14,248,692)
Dividend paid for the year 2023-24	-	-
Closing balance	<u>44,111,112</u>	<u>7,272,065</u>
<b>13 Net Asset Value (NAV) per unit at cost</b>		
Total Net Asset Value (NAV) at market price	185,918,438	198,589,723
Less: Unrealized gain/loss (Annexure A)	(2,733,657)	(21,707,320)
Total Net Asset Value (NAV) at cost	<u>188,652,096</u>	<u>220,297,043</u>
Number of units	16,090,169	19,832,201
<b>NAV per unit at cost price</b>	<u>11.72</u>	<u>11.11</u>
<b>14 Net Asset Value (NAV) per unit at market price</b>		
Total Net Asset Value (NAV) at market price	185,918,438	198,589,723
Number of units	16,090,169	19,832,201
<b>NAV per unit at market price</b>	<u>11.55</u>	<u>10.01</u>

**BCB ICL Growth Fund**  
**Notes to the Financial Statements**

	01 Jul 2024 to 30 Sep 2024	01 Jul 2023 to 30 Sep 2023
<b>15 Net gain/(loss) on sale of marketable securities</b>		
ABB1STMF	(152,130)	-
ACFL	(3,138)	-
ACI	(50,561)	-
ACMELAB	83,974	-
AMPL	-	87,399
BANKASIA	(120,848)	-
BATBC	743,492	-
BEACONPHAR	(50,755)	-
BERGERPBL	(68,483)	-
BRACBANK	10,781,010	-
BSC	(43,520)	-
BSRMSTEEL	36,748	-
BXPHARMA	(2,966,616)	-
CITYBANK	539,870	-
CONFIDCEM	139,727	-
CROWNCEMNT	(97,785)	-
DBH	617,657	-
DBH1STMF	(25,630)	-
DELTALIFE	29,026	-
DESCO	(324,860)	-
DHAKABANK	(231,974)	-
DOREENPWR	(102,772)	-
DUTCHBANGL	(105,496)	-
EASTLAND	(72,115)	-
EBL	22,320	-
EBL1STMF	(30,528)	-
EBLNRBMF	(291,180)	-
EHL	(7,587)	-
ENVOYTEX	93,641	-
ESQUIRENIT	37,490	-
FAREASTLIF	176,747	-
FBFIF	(235,895)	-
GP	4,803,456	-
GPHISPAT	(35,338)	-
GREENDELMF	(18,280)	-
GREENDELT	4,136	-
HFL	(31,444)	-
HWAWELLTEX	(3,838)	-
IBNSINA	652,497	-
ICB	156,445	-
IDLC	689,271	-
IFIC	(2,703)	-
IFIC1STMF	(66,881)	-

**BCB ICL Growth Fund**  
**Notes to the Financial Statements**

	01 Jul 2024 to 30 Sep 2024	01 Jul 2023 to 30 Sep 2023
INDEXAGRO	35,607	-
ISLAMIBANK	(14,464)	-
ITC	3,828	-
JAMUNABANK	(175,184)	-
JAMUNAOIL	(14,066)	-
LANKABAFIN	270,966	-
LHB	(284,120)	-
LRGLOBMF1	(19,469)	-
MARICO	(1,034,333)	-
MERCANBANK	(148,762)	-
MJLBD	76,506	-
MKFOOTWEAR	-	303,941
MPETROLEUM	(116,416)	-
NAVANAPHAR	25,630	-
OLYMPIC	221,429	-
ONEBANKPLC	(69,809)	-
PDL	(8,092)	-
PENINSULA	(58,382)	-
PHPMF1	(137,056)	-
PIONEERINS	(105,470)	-
POWERGRID	(10,073)	-
PREMIERBAN	(63,690)	-
PRIMEBANK	(22,804)	-
PTL	(1,477)	-
PUBALIBANK	(59,616)	-
RELIANCINS	(9,724)	-
RENATA	101,886	-
ROBI	(148,194)	-
SHAHJABANK	(73,278)	-
SHASHADNIM	(17,633)	-
SIPLC	(101,913)	-
SOUTHEASTB	(85,087)	-
SQUARETEXT	(91,391)	-
SQURPHARMA	845,004	-
TECHNODRUG	2,818,562	-
TITASGAS	(188,246)	-
TOSRIFA	(26,486)	-
TRUSTB1MF	(356,185)	-
TRUSTBANK	(68,114)	-
TB5Y1228	(179,473)	-
TB5Y1128	(142,458)	-
UCB	10,639	-
UPGDCL	248,108	-
UTTARABANK	(220,632)	-
WALTONHIL	(164,796)	-
	<b>14,908,420</b>	<b>391,340</b>

*35*

**BCB ICL Growth Fund**  
**Notes to the Financial Statements**

	01 Jul 2024 to 30 Sep 2024	01 Jul 2023 to 30 Sep 2023
<b>16 Dividend income</b>		
APSCLBOND	-	420,000
BERGERPBL	40,000	-
DELTALIFE	4,950	-
GP	2,572,000	-
IBNSINA	-	45,000
LANKABANGLAFIN	10,000	-
MARICO	400,000	-
	<b>3,026,950</b>	<b>465,000</b>
<b>17 Interest income</b>		
Fixed Deposit Receipts (FDR)	-	701,349
Short Notice Deposit (SND) A/C	134,458	131,913
Treasury Bond	1,446,399	-
	<b>1,580,858</b>	<b>833,262</b>
<b>18 Bank charges and others</b>		
Bank charges	6,175	1,485
Bidding charge-T Bill & T Bond	46,536	-
Tax at source- FDR	-	43,948
Tax at source- Bank	6,723	6,596
	<b>59,434</b>	<b>52,029</b>
<b>19 Provision/ write back of provision against fall in value of</b>		
Unrealized gain/loss-closing balance of the period	(2,733,657)	(8,130,000)
Less: Unrealized gain/loss-opening balance of the period	(21,707,320)	(8,221,443)
Changes during the period	<b>18,973,663</b>	<b>91,443</b>
<b>20 Earnings per unit for the period</b>		
Net profit/loss for the period (A)	36,839,047	117,725
Number of units (B)	16,090,169	21,274,838
Earnings per unit (A+B)	<b>2.29</b>	<b>0.01</b>

21

**BCB ICL Growth Fund**  
**Investment in Marketable Securities**  
**As at 30 September 2024**

**Annexure-A**

**Amount in BDT**

Sl No.	Sector	Name of the Scrip	Number of Shares	Weighted Average Price	Total Cost Value	Market Price	Total Market Value	Unrealized Gain/ (Loss)	% of Unrealized Gain/Loss	Exposure in terms of total asset at cost
1		BRACBANK	550,000	50.65	27,856,988	54.20	29,810,000	1,953,012	7.01%	13.76%
2		CITYBANK	130,000	22.80	2,964,542	22.60	2,938,000	(26,542)	-0.90%	1.46%
3		DUTCHBANGL	35,000	55.75	1,951,095	53.40	1,869,000	(82,095)	-4.21%	0.96%
4	Bank	EBL	40,000	26.39	1,055,417	25.60	1,024,000	(31,417)	-2.98%	0.52%
5		PRIMEBANK	90,000	23.87	2,147,899	23.20	2,088,000	(59,899)	-2.79%	1.06%
6		PUBALIBANK	70,000	26.66	1,866,478	25.60	1,792,000	(74,478)	-3.99%	0.92%
7		TRUSTBANK	60,000	26.79	1,607,405	24.70	1,482,000	(125,405)	-7.80%	0.79%
8	Cermet	LHB	5,000	65.92	329,583	61.70	308,500	(21,083)	-6.40%	0.16%
9	Ceramics	RAKCEAMIC	5,000	27.70	138,499	24.40	122,000	(16,499)	-11.91%	0.07%
10		BSRSTEEL	15,000	58.42	876,346	57.80	867,000	(9,346)	-1.07%	0.43%
11	Engineering	GPHISPAT	20,000	29.69	593,733	26.20	524,000	(69,733)	-11.74%	0.29%
12		WALTONHIL	7,000	636.22	4,453,531	595.50	4,168,500	(285,031)	-6.40%	2.20%
13		ICB	30,000	69.20	2,076,014	61.10	1,833,000	(243,014)	-11.71%	1.03%
14	Financial Institution	IDLC	110,000	38.65	4,251,503	36.00	3,960,000	(291,503)	-6.86%	2.10%
15		LANKABAFIN	55,000	19.78	1,088,055	17.60	968,000	(120,055)	-11.03%	0.54%
16		BATBC	21,000	395.08	8,296,749	394.10	8,276,100	(20,649)	-0.25%	4.10%
17	Food & Allied	OLYMPIC	1,000	183.03	183,029	184.50	184,500	1,471	0.80%	0.09%
18		JAMUNAOIL	11,000	186.86	2,055,486	178.90	1,967,900	(87,586)	-4.26%	1.02%
19	Fuel & Power	POWERGRID	30,000	42.48	1,274,453	39.80	1,194,000	(80,453)	-6.31%	0.63%
20		UPGDCL	1,000	134.04	134,041	134.30	134,300	259	0.19%	0.07%
21		DELTALIFE	10,000	97.08	970,788	92.10	921,000	(49,788)	-5.13%	0.48%
22	Insurance	GREENDELTA	2,500	49.21	123,017	48.60	121,500	(1,517)	-1.23%	0.06%
23		NATLIFEINS	4,000	139.48	557,932	125.90	503,600	(54,332)	-9.74%	0.28%
24		RELIANCINS	20,000	63.45	1,268,976	58.60	1,172,000	(96,976)	-7.64%	0.63%

*2*

**BCB ICL Growth Fund**  
**Investment in Marketable Securities**  
**As at 30 September 2024**

Annexure-A

Amount in BDT

Sl No.	Sector	Name of the Scrip	Number of Shares	Weighted Average Price	Total Cost Value	Market Price	Total Market Value	Unrealized Gain/ (Loss)	% of Unrealized Gain/Loss	Exposure in terms of total asset at cost
25	IT Sector	ITC	4,000	37.67	150,671	37.00	148,000	(2,671)	-1.77%	0.07%
26		BERGERPBL	400	1806.11	722,445	1778.40	711,360	(11,085)	-1.53%	0.36%
27	Miscellaneous	BSC	1,500	85.35	128,030	84.80	127,200	(830)	-0.65%	0.06%
28		INDEXAGRO	11,050	68.28	754,529	66.10	730,405	(24,124)	-3.20%	0.37%
29		DBH1STMF	200,000	5.63	1,125,574	4.50	900,000	(225,574)	-20.04%	0.56%
30	Mutual Fund	EBL1STMF	400,000	4.48	1,793,066	3.50	1,400,000	(393,066)	-21.92%	0.89%
31		GREENDELMF	450,000	4.39	1,976,105	3.80	1,710,000	(266,105)	-13.47%	0.98%
32		LRGLOBMF1	300,000	4.56	1,368,292	3.90	1,170,000	(198,292)	-14.49%	0.68%
33		ACI	25,000	161.28	4,032,052	144.60	3,615,000	(417,052)	-10.34%	1.99%
34		ACMELAB	20,000	90.81	1,816,124	85.30	1,706,000	(110,124)	-6.06%	0.90%
35		BXPHARMA	250,000	76.64	19,159,619	73.00	18,250,000	(909,619)	-4.75%	9.46%
36	Pharmaceuticals & Chemicals	IBNSINA	8,000	362.18	2,897,400	357.90	2,863,200	(34,200)	-1.18%	1.43%
37		MARICO	1,000	2272.62	2,272,620	2311.90	2,311,900	39,280	1.73%	1.12%
38		NAVANAPHAR	15,000	56.02	840,311	51.40	771,000	(69,311)	-8.25%	0.42%
39		RENATA	10,500	764.47	8,026,962	700.60	7,356,300	(670,662)	-8.36%	3.97%
40		SOURPHARMA	45,000	226.85	10,208,209	229.20	10,314,000	105,791	1.04%	5.04%
41	Tannery Industries	APEXTANRY	10,000	91.58	915,803	86.60	866,000	(49,803)	-5.44%	0.45%
42		BSCPLC	1,000	142.46	142,456	142.90	142,900	444	0.31%	0.07%
43	Telecommunication	GP	32,000	326.53	10,448,997	350.20	11,206,400	757,403	7.25%	5.16%
44		ROBI	6,000	28.15	168,903	27.60	165,600	(3,303)	-1.96%	0.08%
45	Textile	ESQUIRENIT	110,000	22.69	2,495,764	20.50	2,255,000	(240,764)	-9.65%	1.23%
46		MATINSPINN	25,000	48.69	1,217,329	44.00	1,100,000	(117,329)	-9.64%	0.60%
					<b>140,782,822</b>		<b>138,049,165</b>	<b>(2,733,657)</b>		<b>69.54%</b>

As at 30 September 2024

